



BUILT-IN HOODS COLLECTION

 **FABER**
ON AIR. SINCE 1955



COLLECTION

BUILT-IN DESIGN



Fabula

10



NEW

Heaven 2.0

11



NEW

Heaven Glass 2.0

11



NEW

SkyLift

6



NEW

SkyPad

10

BUILT-IN CABINET



Inca Lux

13



NEW

Inca Lux Glass

13



Inca Plus HCS

14



Inca Smart HCS

14



Intra

18



NEW

Intra Super

16



NEW

Stilnovo Lux

16



Victory

12

The **future** is now

TUTTE LE POTENZIALITÀ FABER
RACCHIUSE IN UN'APP.

All of Faber's capability contained in an app.



Cappe Faber
Faber Hoods



Energy
Saving

LA TECNOLOGIA DI UNA CAPPA ARREDO IN UN MODELLO PERFETTAMENTE INCASSATO NEL PENSILE

La cucina si fonde con la zona giorno e la cappa lascia spazio a composizioni che sono veri e propri progetti d'arredo destinati al soggiorno/living. Il trend dei modelli incasso, quindi, è in forte crescita e Faber che ha presentato da alcuni anni nuove soluzioni in acciaio, molto performanti e funzionali, sta ampliando ulteriormente la gamma Built-in con prodotti sempre più innovativi, tecnologici e dotati persino di aspirazione perimetrale.

THE LATEST TECHNOLOGY IN INTEGRATED HOODS

As latest trends show more kitchens being designed as part of the living space, these hoods provide efficient extraction without interfering with the aesthetic look of the room. Built-in extractors are becoming more popular and Faber, who have manufactured an extensive range of efficient extractors many years are now expanding the range of built-in hoods. The new range features innovative designs, the latest in technology and some of the models feature perimeter extraction.

PLUS FABER



UP&DOWN
TECHNOLOGY



PERIMETER
ASPIRATION



LED
LIGHT



FREE SPACE
DESIGN



ENERGY
SAVING



SMART
USE



TRENDY
DESIGN



INTEGRATED
DESIGN



MINIMAL
GLASS DESIGN



MINIMAL
DESIGN



STEEL
DESIGN



STEEL
FILTERS




FLEXIBLE
FITTING



CABINET
PROTECTION

BUILT-IN DESIGN

SKYLIFT



FABER SKYLIFT, L'UNICA CAPPA A SCOMPARSA
CON TECNOLOGIA UP&DOWN

FABER SKYLIFT, THE ONLY CEILING HOOD
WITH UP&DOWN TECHNOLOGY



M³/H 430*



PERIMETER
ASPIRATION



UP&DOWN
TECHNOLOGY



LED
LIGHT



FREE SPACE
DESIGN



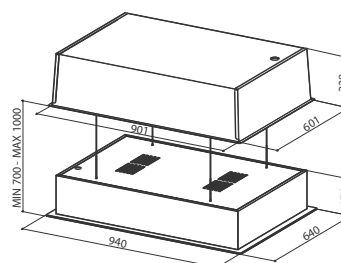
MINIMAL
DESIGN



scopri SkyLift
discover SkyLift



scopri ENERGY SAVING
e le altre tecnologie
discover ENERGY SAVING
and other technologies





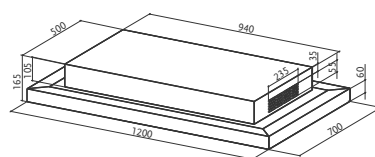
BUILT-IN DESIGN





BUILT-IN DESIGN

SKYPAD



scopri ENERGY SAVING
e le altre tecnologie
discover ENERGY SAVING
and other technologies



M³/H 430*



PERIMETER
ASPIRATION



MINIMAL
DESIGN



LED
LIGHT

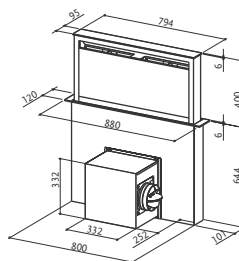


TRENDY
DESIGN



FREE SPACE
DESIGN

FABULA



scopri ENERGY SAVING
e le altre tecnologie
discover ENERGY SAVING
and other technologies



M³/H 725*



LED
LIGHT



UP&DOWN
TECHNOLOGY



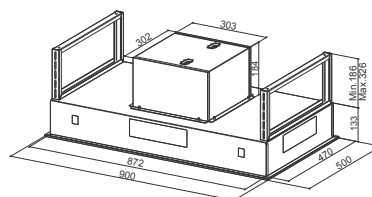
MINIMAL
GLASS DESIGN



FREE SPACE
DESIGN

HEAVEN GLASS 2.0

NEW



scopri ENERGY SAVING
e le altre tecnologie
discover ENERGY SAVING
and other technologies



M³/H 735*



LED
LIGHT



FREE SPACE
DESIGN



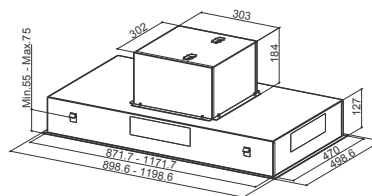
MINIMAL
GLASS DESIGN



PERIMETER
ASPIRATION

HEAVEN 2.0

NEW



scopri ENERGY SAVING
e le altre tecnologie
discover ENERGY SAVING
and other technologies



M³/H 735*



LED
LIGHT



FREE SPACE
DESIGN



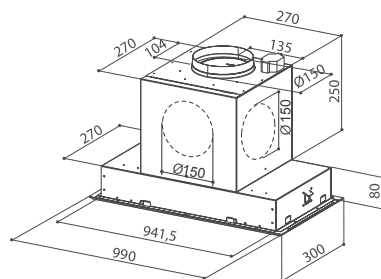
MINIMAL
DESIGN



PERIMETER
ASPIRATION

BUILT-IN CABINET

VICTORY (EXPORT VERSION)



Uscita aria orientabile in 4 posizioni
Outlet of air adjustable in 4 positions



M³/H 630*



LED
LIGHT



INTEGRATED
DESIGN



STEEL
DESIGN

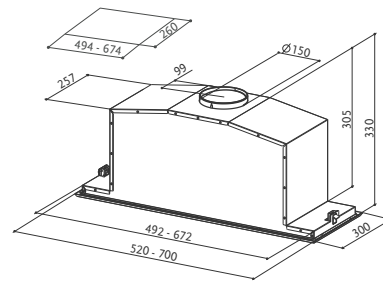


PERIMETER
ASPIRATION



INCA LUX GLASS

NEW



M³/H 660*



LED LIGHT



INTEGRATED DESIGN

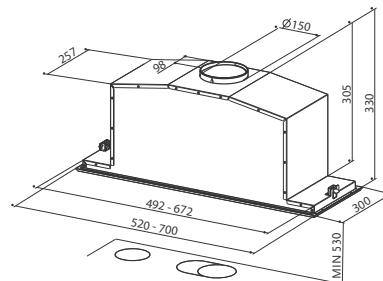


GLASS DESIGN



PERIMETER ASPIRATION

INCA LUX



M³/H 660*



LED LIGHT



INTEGRATED DESIGN



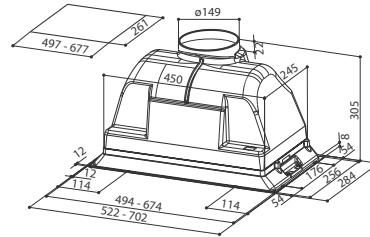
STEEL DESIGN



PERIMETER ASPIRATION

BUILT-IN CABINET

INCA PLUS HCS (EXPORT VERSION)



M³/H 580*

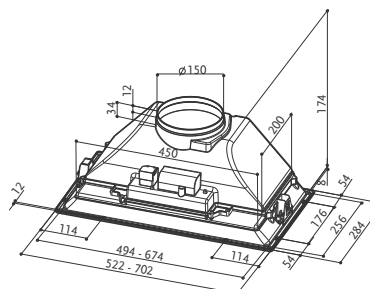


INTEGRATED
DESIGN



STEEL
DESIGN

INCA SMART HCS (EXPORT VERSION)



M³/H 420*



INTEGRATED
DESIGN



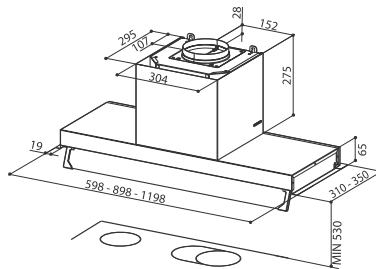
STEEL
DESIGN



BUILT-IN CABINET

STILNOVO LUX

NEW



M³/H 680*



FLEXIBLE FITTING



INTEGRATED DESIGN



STEEL FILTERS



CABINET PROTECTION



STEEL DESIGN



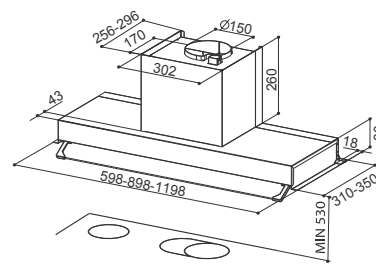
LED LIGHT

INTRA SUPER

NEW



Pull out Knob



M³/H 415*



M³/H 520
EGG EXPORT
VERSION



INTEGRATED DESIGN



SMART USE



CABINET PROTECTION



STEEL DESIGN



FLEXIBLE FITTING

- **Interamente in acciaio inox**
- Made entirely of stainless steel

- **Completamente integrate nel pensile della cucina**
- Fully integrated in the kitchen cabinet

- **Protezione totale del mobile dal calore del piano cottura, grazie alla visiera in vetro**
- Giving the cabinet total protection from the heat of the hob thanks to the glass visor

- **Perfetta adattabilità a cucine con profondità da 31 a 35 cm.**
- Can be used with a selection of cabinet depths from 31 cm to 35 cm.

- **Disegnate per essere installate direttamente anche nelle linee di assemblaggio della cucina**
- Designed to be fitted also directly into the cabinet, by the furniture manufacture during production, rather than waiting until the kitchen is fitted

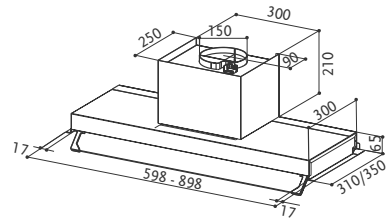


BUILT-IN CABINET

INTRA



600 mm.



M³/H 410*



INTEGRATED
DESIGN



CABINET
PROTECTION

* Codice di Condotta sottoscritto dai più qualificati costruttori europei in ambito CECED. Capacità di aspirazione secondo il metodo IEC/EN 61591 (cappa in versione aspirante, quindi con tubazione di uscita aria).
Code of Conduct signed by the most qualified European manufacturers members of CECED. Air capacity according to IEC/EN 61591 method (with the hood fitted using a ducting pipe).

 **FABER**
ON AIR. SINCE 1955

819011492 10/14 - 4000

