


# Universal Make-up Air Damper

Bring fresh air back into the home and improve hood performance



ON AIR. SINCE 1955



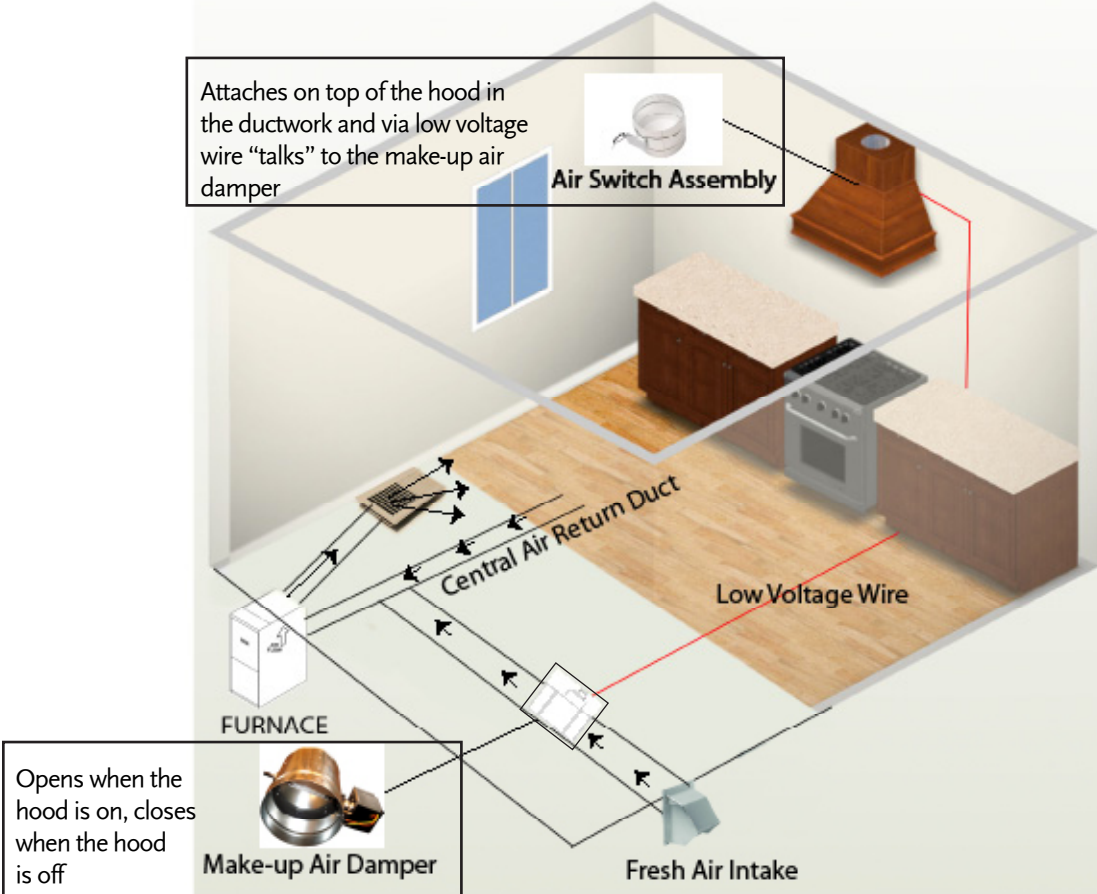
Air switch at the hood duct exit, activated by air flow, opens the damper outside to let in fresh air

Air switch lowers when hood is off & tightly closes the outside damper

The universal make up air Kit includes the following (ABOVE): 6 , 8, 10” switch assembly (left), 6, 8 or 10” automatic return air damper (right) and 24 Volt plug in transformer (bottom)

Model #	Size	Recommended CFM
MUDAMPER6	6”	400 - 600 cfm
MUDAMPER8	8”	over 600 up to 1200 cfm
MUDAMPER10	10”	over 600 up to 1200 cfm

## Recommended Installation



With higher cfm hoods more air is exhausted in tighter homes with less air coming back in. To “make up” for lost air, the Universal Make up Air kit brings fresh outside air into the home through a separate fresh air duct. The automatic damper opens inside the duct to bring in air when the hood is operating above 400 cfm and closes tightly when the hood is off.

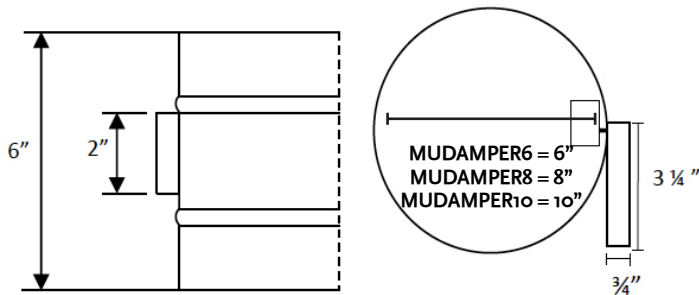


Visit [YouTube.com/FaberHoods](https://www.youtube.com/FaberHoods) or scan the QR code with your mobile device

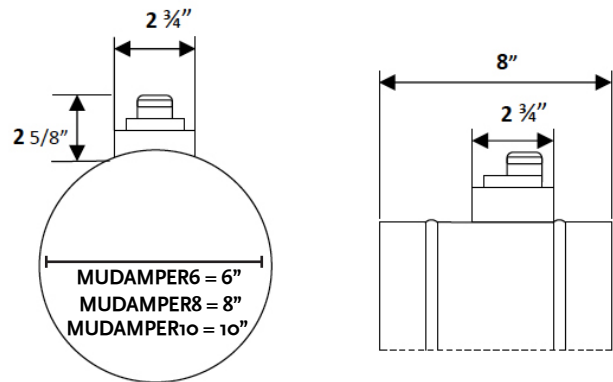
## Dimensional Diagrams

(see installation instructions for more information)

### AIR FLOW SWITCH ASSEMBLY (Located inside Range Hood Ducting)



### AUTOMATIC MAKEUP AIR DAMPER (Located inside Fresh Air Ducting)



## FEATURES & ADVANTAGES

- Meets IRC (international residential code) M1503.4
- 24 Vac, 60 hz ac motor on damper
- Fresh air damper opens automatically when hood is operating, closes shut when fan is turned off
- Switch assembly attaches directly above the hood inside ducting
- Can be installed in all ducting configurations (vertical, horizontal, down or after elbows)
- Switch assembly fits inside all faber chimneys, compatible with all models over 300 cfm
- Simple installation: no drilling, calibrations or measuring required
- Designed and engineered to withstand heavy cooking contaminants (grease, steam, smoke and steam)
- Can be combined with most other hvac components and is a **universal** makeup air solution
- Reliable mechanical air switch prevents service issues and false tripping of system

Note: The fresh air damper is installed into a **completely separate duct** independent of the range hood ducting. The ductwork and make-up air damper are linked into your return air side of the central HVAC system **OR** a separate duct coming from the outside directly into the kitchen. The air flow switch and damper are linked thru low voltage wiring. The plug-in 24 volt transformer is required when installing the fresh air duct and damper directly thru the kitchen wall. Connecting to the Central HVAC system does not require the transformer. A qualified HVAC professional should inspect your home to determine the best installation.

**WARNING!** Product specifications are subject to change without notification. Consult the installation instructions before you begin installing this range hood.

p.o. box 435 • Wayland, MA 01778 • tel: (508) 358-5353 • fax: (508) 358-5730 • e-mail: info@faberonline.com • www.faberonline.com

Rev. 08/14