

# GLASSY ISOLA ISLAND RANGE HOOD



**AN UPDATED GLASS ISLAND HOOD WITH ADVANCED FEATURES.** The new and improved Glassy Isola island glass hood by Faber features a stunning flat glass body with advanced electronic controls, an optional remote control and two level energy efficient LED lights. Available with a 600 cfm motor, the Glassy Isola delivers a stylish and contemporary flat glass island range hood.



## AVAILABLE MODELS

Model #	Size / Color	Motor Class (CFM)	Sound Levels (sones)
GLASIS36SS600-B	36" Stainless	600 CFM	2.8 - 7.5

## KEY FEATURES



### Backlit electronic controls

Backlit electronic controls with a White LED light to indicate the current speed and two level lighting




### LED bulbs

Low consumption 1 watt LED bulbs with a dimmer light up your cooking but use very little energy



### Remote Control (optional)

Control all features of the hood from the convenience of a wireless remote control (sold separately)



### Island Structure

This solid internal support structure makes a simple, adjustable and safe installation on all island Faber models

# GLASSY ISOLA ISLAND RANGE HOOD



## SPECIFICATIONS

min. / max. ceiling height	7' 4 5/8" - 8' 10 5/8"
convertible to ductless / recirculating	yes – kit purchased separately
canopy depth / height	27 9/16" d / 1 5/8" h
high ceiling kit	yes - reaches up to 10' 6 1/16" ceilings
controls	4 speed electronic w/ white led
lighting	4 x 1 (w) led - two level
ducting top	6" round
grease filters	dishwasher safe mesh
10 minute intensive speed	yes
15 minute auto shut off	yes
ADA compliant	yes (with remote control purchase)
power cord included	yes
AC power	322 watts / 2.8 amps

## PERFORMANCE

SPEED	1	2	3	BOOST
CFM	150	300	450	560
Sones	2.8	4.3	6.0	7.5

## MIN / MAX CEILING HEIGHTS

	DUCTED	RECIRC	HIGH CEILING
Min @ 24" OFF	7' 4 5/8"	7' 9"	9' 8 1/8"
Max @ 30" OFF	8' 10 5/8"	8' 10 5/8"	10' 6 1/16"

## ACCESSORIES

### # BAFFLE2

#### Baffle Filter Kit

Upgrade mesh grease filters to stainless baffle grease filters. BAFFLE2 for 30" models, BAFFLE3 for 36" models.

### # CFMRED –

#### CFM Reducer Kit\*

For use in make up air areas where an under 300 cfm hood is required. This kit reduces the ducting to 5" round and reduces the cfm to under 300.

### # CFMRED2

#### CFM Reducer Kit\*

For use in make up air environments where an under 400 cfm hood is required. This kit reduces the ducting to 5" round and reduces the cfm from 400 to under.

### # DUCT2 –

#### Ductless Conversion Kit

To convert the Glassy Isola to ductless, this kit includes a chimney with holes, charcoal filters and a diverter to send the air thru the side grates on the new lower chimney.

### # FILTER2 –

#### Charcoal Filter Kit

High quality charcoal filter for use when recirculating the air back into the kitchen. Filters out odor and should be replaced every 6 months.

### # HIGH2 –

#### High Ceiling Kit

High ceiling kit replaces the upper chimney with a taller chimney to reach up to 10' 6 1/16".

### # MUDAMPER6 / MUDAMPER8 –

#### Universal Make-Up Air Damper

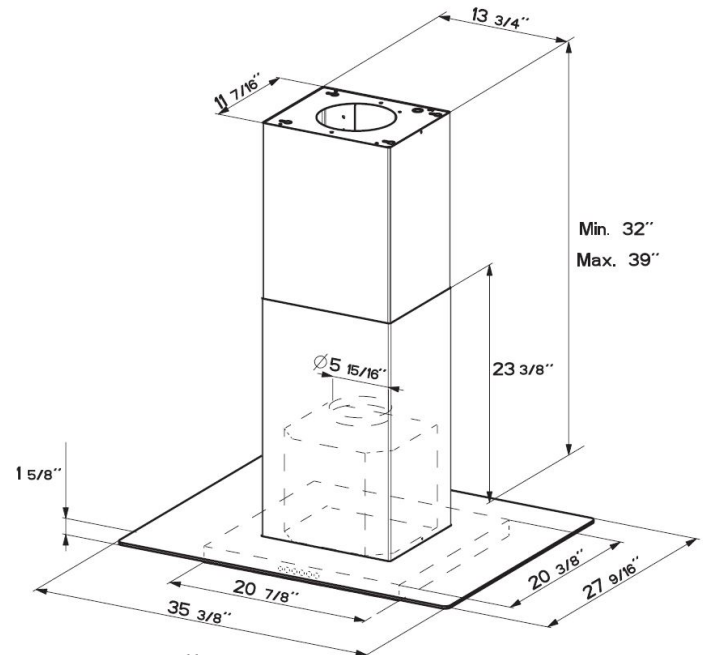
Satisfies make-up air requirements, this kit uses an air switch to activate the make-up air damper to open and bring fresh air into the home when the hood fan is on. It then closes tightly when the hood is off. The CFM level is not reduced with this accessory.

### # REMCTRL –

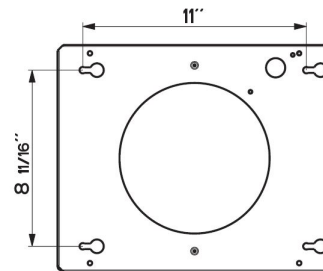
#### Remote Control

Control all features of the hood from the convenience of a wireless remote control.

## DIMENSIONS



Overall



Ceiling Connection



WARNING! Product specifications are subject to change without notification. Consult the installation instructions before you begin installing this range hood. \* Check local make up air codes for guidelines.



Imagined in Italy